

SPOA10-AV

THE ONE LIFT TO SERVICE THEM ALL
WITH PATENT PENDING AV ARMS™



Accommodate all vehicle types with the industry's best-selling asymmetric two-post lift, featuring Rotary's AV Arms™.

Give your techs the flexibility and clearance needed to service practically all vehicles on ONE LIFT!*

CUSTOMIZE SPOA10AV LIFTS TO FIT THE NEEDS OF YOUR SHOP!

CHOOSE FROM FOUR OPTIONAL WIDTH INSTALLATION OPTIONS:

Add up to 14 5/8" of additional drive-thru for wide vehicles.

EXTENDED HEIGHT AND LOW CEILING MODELS AVAILABLE*



WATCH & LEARN
Scan code for AV ARMS video



Model shown: 
SPOA10N21MOBK

SIMPLY LIFT EVERYTHING WITH ROTARY'S SPOA10-AV ALL VEHICLE 2-POST LIFTS



BATTERY ELECTRIC • EXOTIC LOW PROFILE • TRUCK FRAME • UNIBODY CARS & SUVs

*WITHIN THE LIFT'S RATED CAPACITY • CONTACT FACTORY FOR OPTIONAL MODEL DETAILS

SIMPLY LIFTING EVERYTHING.

YOU WON'T HAVE TO TURN AWAY BUSINESS WITH ROTARY'S AV ARMS™

ULTIMATE LIFTING VERSATILITY

With the shortest arm retraction and largest pickup range of any two-post lift, Rotary's AVARMS™ simplify your shop and give technicians the flexibility and clearance needed



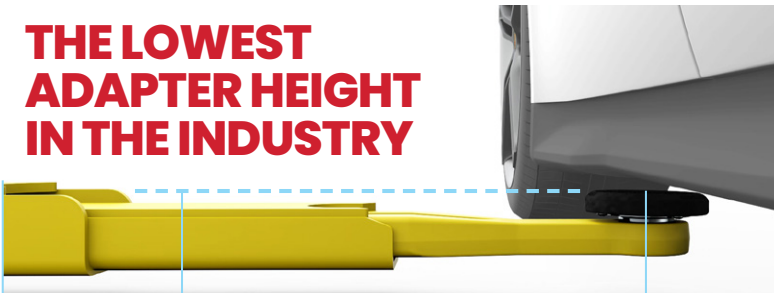
EASY SPOTTING & POSITIONING

Rotary's new AVARMS™ allow you to properly lift any vehicle on recommended OEM pickup points. Get more vehicles in the shop and on the lift faster with easy spotting and superior lifting capabilities.



With the industry's lowest profile arm height available of any 10,000 lb. capacity two-post lift, technicians can easily spot lower profile vehicles without worry.

THE LOWEST ADAPTER HEIGHT IN THE INDUSTRY




The outer arm and adapter height are the same measurement reducing any possibility the arm makes contact with vehicle underbodies.



Reach small, specific pick-up points on EVs with the needed clearance to remove propulsion batteries.

ADJUSTABLE LOW ADAPTER HEIGHT: EASILY SPOT AND LIFT UNIBODY, EXOTIC, AND BATTERY ELECTRIC VEHICLES



MAXIMUM ADAPTER HEIGHT: 4 1/2"



THE ONLY LIFT YOU NEED.

PATENT-PENDING ALL-VEHICLE AV ARMS™

Innovative design streamlines the arm for a simpler fine adjustment of the adapter while maintaining maximum reach and retraction. Engineered, high-strength tapered arm design allows for easier, faster positioning of adapters compared to traditional arm designs.

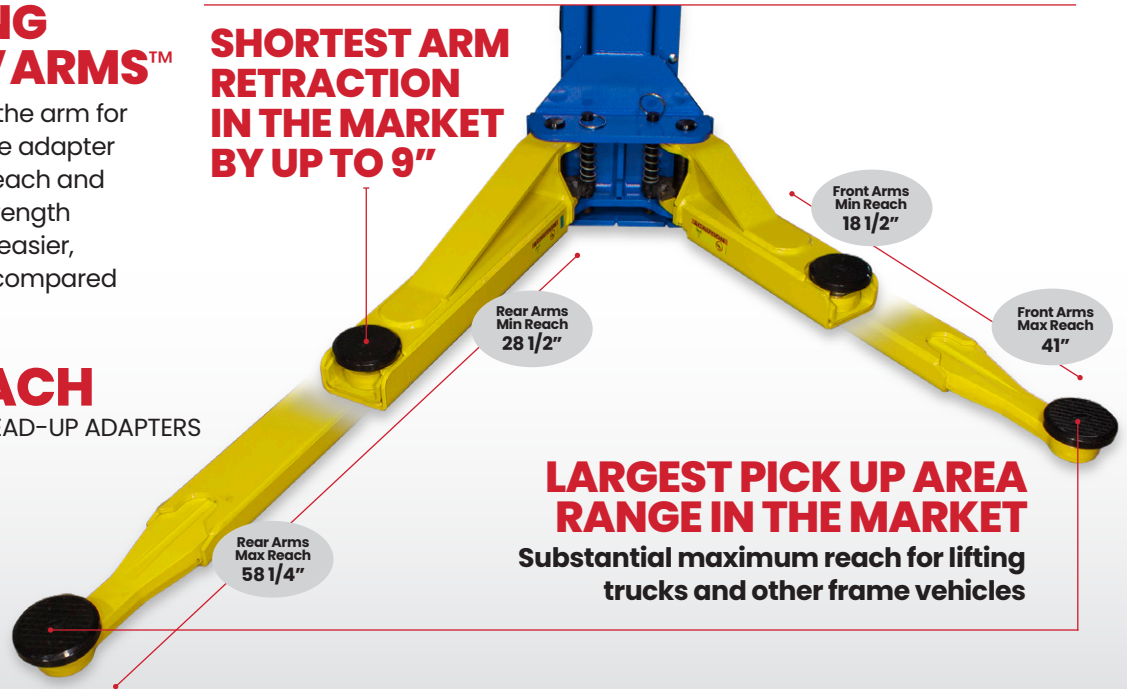
20% MORE REACH

THAN 3-STAGE ARMS WITH THREAD-UP ADAPTERS

30% LARGER ARM SWEEP

THAN CONVENTIONAL 2-STAGE ARMS WITH FLIP-UP ADAPTERS

SHORTEST ARM RETRACTION IN THE MARKET BY UP TO 9"



LARGEST PICK UP AREA RANGE IN THE MARKET

Substantial maximum reach for lifting trucks and other frame vehicles

STANDARD WITH ADJUSTABLE ROUND, TRUCK & STACKABLE ADAPTER EXTENSIONS

Include two sets (four each) of 3 1/2" and 5 1/4" stackable adapter extensions with storage rack.



ROUND ADAPTERS

For lifting unibody and battery electric vehicles.

Set of four polymer pad round adapters thread-up to allow protection of vehicle underbody components or undercoating for no metal on metal contact.



TRUCK ADAPTERS

For use on framed vehicles.

Set of four adjustable thread-up adapters with rubber pads for protection of underbody vehicle components or undercoating.



ROTARY[®]

BY ROTARY SOLUTIONS

SPOA10-AV 2-POST LIFT

SPECIFICATIONS:

LIFT MODELS

STANDARD POWER		SPOA10N21M0RD SPOA10N21M0BL SPOA10N21M0BK
SHOCKWAVE-EQUIPPED POWER		SPOA10U21M5RD SPOA10U21M5BL SPOA10U21M5BK
MAX RISE* STANDARD		81 1/2"
SHOCKWAVE		84 1/2"
Overall Height		11' 11 1/2" With SHOCKWAVE Power: 12' 5 1/2"
Overall Width		11' 5 1/4" - 12' 7 7/8"
Drive-Thru Clearance		94 7/8" - 109 1/2"
Inside Columns		107 1/8" - 121 3/4"
Front Arm Reach: Min/Max		18 1/2" / 41"
Rear Arm Reach: Min/Max		28 1/2" / 58 1/4"
Min Adapter Height**		3 3/8"
Speed of Rise		Standard Power: 45 seconds With SHOCKWAVE Power: 25 seconds**
Speed of Descent		Standard Power: 40 seconds With SHOCKWAVE Power: 19 seconds***
Ceiling Height Minimum		12' / 12' 6" with SHOCKWAVE Power
Min. Bay Size		12' x 24'



ADDITIONAL FEATURES

- Original "Double S" column design
- Performance tested to 20,000 lift cycles
- Nationwide support
- ALI Gold Label Certified

Model shown: 
SPOA10N21MOBL

Optional supercharged SHOCKWAVE™ equipped Rotary Lifts are the world's fastest- and only available from Rotary!

Twice as fast than any other standard service lift, Shockwave-equipped lifts are designed specifically for service speed. Watch your productivity increase, the number of service orders increase and be shocked at the increase in revenue!



ROTARY SOLUTIONS

To learn more about all of our automotive service and repair solutions or to contact your local distributor, visit us at www.RotarySolutions.com today.

Need assistance or have questions? We're here to help:
800.445.5438 / Sales: insidesales@rotarysolutions.com
Technical Support: LD-techsupport@rotarysolutions.com

ROTARY SOLUTIONS™

2700 Lanier Drive | Madison, IN 47250, U.S.A.

Lit# [Rotary.SPOA10-AV Cutsheet.05.01.2026](#)

©2026 VEHICLE SERVICE GROUP™
All Rights Reserved. Unless otherwise indicated, ROTARY SOLUTIONS™, VEHICLE SERVICE GROUP™, DOVER® and all other trademarks are property of Dover Corporation and its affiliates.

Product specifications, part numbers, images and component descriptions are subject to change without notice or liability.