

# R1090 PRO 3D

## MOBILE TABLET ALIGNER

### FAST AND EASY SET UP

OPERATE THE SYSTEM USING THE CONSOLE  
OR WIRELESS HANDHELD ANDROID TABLET  
AS A REMOTE INDICATOR ANYWHERE IN THE BAY!




Extremely light targets  
require zero maintenance

### INSTANT TARGET VISUALIZATION

#### EXCLUSIVE 3DT TARGETS WITH SOLID VISION TECHNOLOGY

True 3D image is instantly mapped compared  
to competitors manipulated flat target

- Automatic lift level compensation
- No roll-back or compensation required\*
- No electronic components inside



### PORTABLE TOWER-FREE SYSTEM MAXIMIZES WORKSPACE

- No dedicated bay required
- Move from bay to bay with ease
- Other systems require up to 10' of space in front of the lift
- Works with any alignment lift at any height without interruptions to the targets



Handheld tablet  
allows techs to read  
and make adjustments  
anywhere in the bay!



Bluetooth®  
Bluetooth transmission  
between measuring  
heads and control unit.

Large 32"  
HD Monitor



**WATCH & LEARN!**  
Scan code to watch  
product videos.

### QUICK LOCKING 3-POINT WHEEL CLAMPS

- Clamps don't tighten around wheel eliminating damage to rims
- No grabber claw depth with less clamp distortion



Rubber armored, wireless  
measuring heads

### ALIGNMENT READINGS IN SECONDS!

#### PRECISION TARGET READING WITH HIGH RESOLUTION FIXED 3D CAMERAS

**AUTOMATIC CAMERA POSITIONING  
AUTOMATIC RECOGNITION OF TARGETS**

- Cameras communicate VIA Bluetooth
- No cables or interruptions during alignment process
- No adapters while obtaining caster readings
- Digital display keyboard with remote-controlled sensors

### SINGLE SENSOR SUPPORT PROVIDES HEAD POSITION ON RUNWAYS FOR MULTIPLE VEHICLE WHEELBASES


Support pivots to avoid damage with obstacles while lowering.



### HANDHELD TABLET OPERATES WITH WIFI CONNECTION

- View live readings while making adjustments
- No required software updates
- Easy to read results
- Email or print alignment report

**MAGNET KIT ALLOWS TABLET POSITIONING  
TO THE CART, DIRECTLY TO A LIFT OR VEHICLE**



\*FOR MOST VEHICLES

### ANIMATED INSTRUCTIONS GUIDE THE ALIGNMENT PROCESS

**INCLUDES SPOILER PROGRAM** for lowered vehicles  
for measurement of sport and tuned car bodies.



### TIME SAVING ON RACK TEST DRIVE PROGRAM

- Program double checks your alignment from the rack
- No need for techs to physically test drive the vehicle, saving time and reducing liability

## ROTARY<sup>®</sup> BY ROTARY SOLUTIONS


### R1090 PRO 3D MOBILE TABLET ALIGNER

#### FEATURES

- Handheld Tablet – allows control alignment program and see measurements from anywhere in the bay
- Tower free – takes up less bay space by not requiring dedicate space in front of the rack
- Patented true 3D technology
- 3 Point Tire Clamps – improved accuracy and eliminates damaging expensive rims
- Portable – can be used in multiple bays

#### TOTAL MEASURING RANGE

	ACCURACY	MEASURING RANGE	TOTAL RANGE
<b>FRONT AXLE</b>			
<b>Total toe</b>	+ / - 2'	+ / - 2°	+ / - 20°
<b>Partial toe</b>	+ / - 1'	+ / - 1°	+ / - 20°
<b>Set-back</b>	+ / - 2'	+ / - 2°	+ / - 5°
<b>Camber</b>	+ / - 2'	+ / - 3°	+ / - 10°
<b>Caster</b>	+ / - 5'	+ / - 10°	+ / - 18°
<b>King pin</b>	+ / - 5'	+ / - 10°	+ / - 18°
<b>REAR AXLE</b>			
<b>Total toe</b>	+ / - 2'	+ / - 2°	+ / - 20°
<b>Partial toe</b>	+ / - 1'	+ / - 1°	+ / - 20°
<b>Set-back</b>	+ / - 2'	+ / - 2°	+ / - 5°
<b>Camber</b>	+ / - 2'	+ / - 3°	+ / - 10°
<b>Thrust angle</b>	+ / - 2'	+ / - 2°	+ / - 5°
<b>Power supply</b>	110v / 1Ø / 60 Hz		



#### QUICK RELEASE BATTERY CHANGE STATION

- Charge station on cabinet unit top
- Swap batteries without losing readings
- 8-hour battery life allows a full day of work



#### COMPACT PORTABLE CABINET

**INCREASED STORAGE  
FOR WORKSHOPS WITH  
LIMITED SPACE**

#### STANDARD EQUIPMENT

- 1 control unit with PC, 32" monitor, keyboard, printer, mouse and mouse pad
- TABLET for running the Connect APP
- Wi-Fi dongle
- Remote control located on each sensor
- 2 measuring heads
- Extra set of batteries (2)
- 4, STDA35E/3D 3-point clamps with targets
- Set of 6 extensions for dually wheels
- 1 brake pedal depressor
- 1 steering wheel lock
- Instruction manual
- Runs on WINDOWS 10
- Two years free vehicle data updates

#### OPTIONAL ACCESSORIES

##### #S130205 Turning Radius Gauge

Single 1.5" tall stainless steel radius gauge  
No Pointer / 1-1/2" tall  
4,500 lbs. (2,041kg) capacity  
(2 required)



##### #S130237 Turning Radius Gauge

Single 1.5" tall stainless steel radius gauge  
No Pointer / 1-11/16" tall  
4,500 lbs. (2,041kg) capacity  
(2 required)

##### #WS0020 Cordless VIN Scan Tool

Includes charging/communication base, and 4-port USB adapter.



#### 3 POINT + QUICK LOCKING TIRE CLAMPS FAST SETUP

with 4 self-centering 3 point tire clamps – includes quick locking units and ABS claws.



Steering wheel lock



Break pedal depressor



ROTARY WHEEL SERVICE EQUIPMENT carries a 3 year warranty.  
See website for details.



PART OF VSG a DOVER company



ROTARY SOLUTIONS

To learn more about all of our automotive service and repair solutions or to contact your local distributor, visit us at [www.RotarySolutions.com](http://www.RotarySolutions.com) today.

**Need assistance or have questions? We're here to help:**  
800.445.5438 / Sales: [insidesales@rotarysolutions.com](mailto:insidesales@rotarysolutions.com)  
Technical Support: [WS-techsupport@rotarysolutions.com](mailto:WS-techsupport@rotarysolutions.com)

#### ROTARY SOLUTIONS™

2700 Lanier Drive | Madison, IN 47250, U.S.A.

Lit# Rotary.R1090.Cutsheet.04.01.2025

©2025 VEHICLE SERVICE GROUP™

All Rights Reserved. Unless otherwise indicated, ROTARY SOLUTIONS™, VEHICLE SERVICE GROUP™, DOVER® and all other trademarks are property of Dover Corporation and its affiliates.

Product specifications, part numbers, images and component descriptions are subject to change without notice or liability.