



Rising Star

impulse® - E/VHT



● *Simultaneous multiple pulling capability to precisely reverse damage for faster, higher quality repairs.*



● *Simultaneous multiple pulling capability to precisely reverse damage for faster, higher quality repairs.*



● *Self-leveling deck with six variable heights from 19" - 40"*


The height is variable. The price remains low.

Power and performance in one affordable package. The Chief® *impulse*®-E/VHT gives you the high-end features and capabilities you've come to expect from Chief . . . at a low-end price you don't. No other pulling system in the industry gives you the options and versatility the the E/VHT provides - at any price.

Chief is proud of the E/VHT, and we invite you to compare what *impulse* offers with any other competitive pulling rack on the market. We're confident you'll agree that the *impulse*®-E/VHT offers the quality, durability and innovative features you need at a price that will keep you light-years ahead of the competition.

- *Simultaneous multiple pulling*
- *Six variable working heights*
- *Shure-Lock® tower mechanism*
- *True 360-degree capability*
- *Hand-held control pendant*
- *10-ton towers*

The *impulse*®-E/VHT. Only Chief could offer you so much...for so little.



Electric-over-hydraulic for smoother, quieter operations while generating 10 tons of pulling power and 10,000 lbs. of lift capacity.



Sure-Lock® mechanism pins and secures towers with one easy movement for added speed, accuracy and safety.



All height and pull functions controlled from single hand-held pendant. No more hassles with foot pumps or changing lines!

Available Models:

Series 20	18-Foot / 80" Width	Part #450436
Series 30	18-Foot / 80" Width	Part #450437
Series 40	18-Foot / 80" Width	Part #450438



Compare and Decide

Compare the quality and features of the impulse-E/VHT with any other competitive system - and decide for yourself if it offers the quality, durability and features you need to increase your profitability and stay ahead of the competition.

FEATURE	E/VHT
Simultaneous multiple pulling	YES
True 360-degree capabilities	YES
Variable height capabilities	YES
Ability to control hydraulic power to selected towers or rams	YES
Self-leveling deck	YES
10,000-pound lift capacity	YES
Lift bushings	22 / self-lubricating
All lifting and controlling functions controlled from hand-held pendant	YES
Tower roller bearings raise so they bear no force during pulls	YES
Internal roller bearing	Tapered / non-lubricating
Ability to gang towers anywhere around deck perimeter	YES
Tower materials	1/2 and 3/8 inch high-strength steel
Tower ram	10-inch stroke, 10-tons of pull
Tower rollers	4
Deck plate steel	50,000 PSI yield strength
Deck tolerance	.020 inches
Tie-down openings	172: 18-foot model
Powder coated components	YES
Training available	YES
Service available	YES
Technical support	YES
Available sizes:	18-foot length / 80" wide

Optional Accessories



Add additional towers with Chief's patented Sure-Lock system for all the power you'll ever need.

Part No. 450470



Specifically designed handle extensions make locking and unlocking of Sure-Lock towers quick and incredibly easy.

Part No. 450510



Enhance your pulling and lifting capabilities with Chief's rugged and durable auxiliary rams.

4" Ram Part No. 450479

6" Ram Part No. 450441




Tech's love Chief's F.A.S.T. Anchoring System because it's versatile, easy to use and gets the job done fast.

Part No. 200033

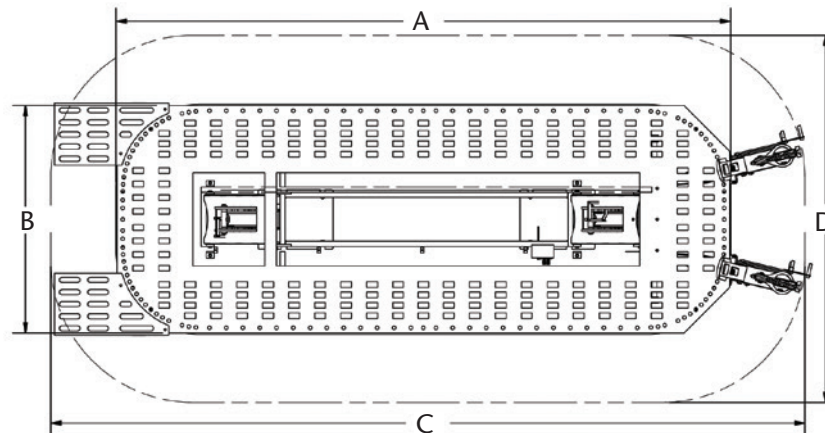


impulse[®]-E/VHT
with Variable Height Technology



impulse®-E/VHT
with Variable Height Technology

impulse®-E/VHT Specifications



FEATURES

**18' Standard
80" wide**

A. Deck Length	22' (6,706mm)
B. Deck Width	6' 8" (2,030mm)
Working Height	19-40" (483-1,016mm)
C. Maximum Length	22' 4" (6,807mm)
D. Maximum Width	11' 2" (3,404mm)
Maximum Height	10' (3,048mm)
Weight (2-tower)	5,350 lbs. (2,430kg)
Weight (3-tower)	5,810 lbs. (2,460kg)
Lift Capacity	10,000 lbs. (4,536kg)
Pulling Force per Tower	10-Ton (54 kN)
Tie-Down Openings (with crossmember)	178
Power - U.S.	120VAC, 60Hz, 20 Amp
	Single Phase, Dedicated Line
Power - International	230VAC, 50Hz, 10 Amp
	Single Phase



Custom built to your specifications



E/VHT is 18 feet long and 80 inches wide
- perfect for smaller to mid-sized vehicles.

The *impulse®-E/VHT's* multiple configuration options let you customize the design to specifically match your needs:

- **You** decide how many towers you need
- **You** decide the width that's right for you

See how the *impulse®-E/VHT* can add real power, quality and value - and become the rising star in your shop.
Call your Chief Distributor or contact Chief Automotive today!

800-445-9262

CHIEF
COLLISION TECHNOLOGY

www.chieftechology.com  