


# R1250 LEVERLESS PRO

PREMIUM AUTOMATIC TIRE CHANGER

**ROTARY'S  
MOST ADVANCED  
AND VERSATILE  
TIRE CHANGER**



**HANDLE THE  
MOST CHALLENGING  
WHEEL AND TIRE  
COMBINATIONS  
WITH EASE**




**WATCH &  
LEARN!**

Scan code to watch  
product videos.



# R1250 LEVERLESS PRO

**FULLY LEVERLESS OPERATION - CHANGER REQUIRES NO TOOLS!**



## **FAST & EASY PUSH BUTTON CONTROLS**

- Intuitive controls offer functions for rapid mount and demount of tires
- Reduce error and improve speed for an efficient shop

### **MEMORY FEATURE**

Auto-repositions mount / demount head to starting position

### **HOME FUNCTION**

Automatically moves tools and arms from the work area



## **EASY TO USE WHEEL LIFT**

- Convenient front-loading lift allows the tech to easily roll heavy wheel assemblies onto the changer
- Reduces operator fatigue and wasted movement around changer



## READY TO ROLL RIGHT OUT OF THE BOX!

Turnkey system; start using it immediately and get more vehicles serviced faster and back on the road in no time.



### PINPOINT PRECISION

- Laser guided tool positioning decreases set up time
- Perfect roller placement removes any guesswork


### AUTO INDENT

Mechanical position sensors automatically indent tire beads. Rollers release when the direction is changed preventing accidental wheel damage.



### EASY ROLLING: SIMULTANEOUSLY POSITION DUAL BEAD- BREAKING ROLLERS

- Increases speed, safety, and accuracy
- MEMORY FEATURE allows for accurate tool head placement
- Used during match-mounting to rim



### WORRY-FREE TIRE DEMOUNTING

- Patented polymer tool head enters between bead and rim pulling the bead into position for demounting
- Eliminates stress and damage to tire and rim with no metal on metal contact



### POWER ASSIST WITH TOP BEAD PRESS ARM

- Rotating top bead depressor for tire mounting
- For large and specialty tires



### THREE-POSITION CENTER LOCKING POST

- The adjustable center post services standard and reverse mount rims
- Clamping Range: 10" - 30" Wheels

### AVOID TIRE DAMAGE WITH CUSTOMIZABLE SPEED CONTROL

- Exclusive motor inverter regulates turntable speed offering the operator to control rotational speed from 0 to 15 RPM.
- Speed slows as the stress on the bead increases, avoiding any damage to expensive tires.

# ROTARY

BY ROTARY SOLUTIONS

## R1250 LEVERLESS PRO

#ROT.R1250.200495

### FEATURES & SPECIFICATIONS:

- Integrated front loading wheel lift
- Quick-lock rim clamping device with cone guard
- Power-assisted bead mount / demount tool
- Rotating pneumatic top bead pressing tool
- Foot pedal controls for wheel lift, tire rotation, and inflation
- Storage cabinet
- Tire paste lubricant and brush

Clamping Range: 10" - 30" Wheels

Maximum Tire Width: 19"\*

Maximum Tire Diameter: 47"

Wheel Lift Capacity: 178 lbs.

Maximum Torque: 120 Kgm

Variable Speed Rotation Motor:  
2hp / 1.5Kw inverter motor

Bead Breaking Force: 2,645 Ft/lbs. / each roller  
- Bead Breaker Movement is Automatic  
with Position Switch Indent Feature

Voltage: 220v / 60Hz / 0,75kw / 1ph  
- Ships with NEMA L6 - 20 plug

Recommended Air Supply: 115-145 PSI / 8 -10 bar

\*Measurement depends on wheel offset

ROTARY WHEEL SERVICE EQUIPMENT carries a 3 year warranty.  
See website for details.

### STANDARD EQUIPMENT



#### INTEGRATED BEAD SEATER PATENTED POWERFUL TOP INFLATION

Safe tubeless bead blast tire inflation system works on any rim diameter. Downward flow with reduced draw back prevents accidental use with other people or objects.



Includes pedal-operated inflation with gauge and pressure-reduced quick inflating valve.



**CENTERING ADAPTER**  
with double conic section adds clamping capability.



**CHROME CLAD ADAPTER**  
For use with wheels with a chrome, or plastic face.

**PIN PROTECTORS**  
for centering pulling unit



**RUBBER PLATE INSERT**  
Turntable guard adds protection to reverse mount wheels.



**QUICK FIT**  
mechanical rim clamping device



**TRACTION TOOL**  
Used as an additional bead-pressing point to make low-profile, UHP, and Runflat mounting easier.



#### ROTARY SOLUTIONS

To learn more about all of our automotive service and repair solutions or to contact your local distributor, visit us at [www.RotarySolutions.com](http://www.RotarySolutions.com) today.

**Need assistance or have questions? We're here to help:**  
800.445.5438 / Sales: [insidesales@rotarysolutions.com](mailto:insidesales@rotarysolutions.com)  
Technical Support: [WS-techsupport@rotarysolutions.com](mailto:WS-techsupport@rotarysolutions.com)

#### ROTARY SOLUTIONS™

2700 Lanier Drive | Madison, IN 47250, U.S.A.

Lit# Rotary R1250 Tire Changer Cutsheet.10.01.2024

©2024 VEHICLE SERVICE GROUP™  
All Rights Reserved. Unless otherwise indicated, ROTARY SOLUTIONS™, VEHICLE SERVICE GROUP™, DOVER® and all other trademarks are property of Dover Corporation and its affiliates.

Product specifications, part numbers, images and component descriptions are subject to change without notice or liability.