



# V-REX™ LIFT SERIES

## VERTICAL RISE LIFTING SYSTEMS

44,000 LBS. TO 80,000 LBS. CAPACITIES

Unmatched performance,  
reliability, and safety in a high  
capacity, heavy-duty lift.



PROUDLY MADE IN  
MADISON, INDIANA

**Save valuable space  
and money while lifting  
the largest vehicles  
with ease.**

Designed for facilities with limited  
bay space, the V-REX lift provides



ENVIRONMENTALLY-  
FRIENDLY





# V-REX LIFT SERIES

VERTICAL RISE  
LIFTING SYSTEMS


## THE STRENGTH AND RELIABILITY STANDARD IN VERTICAL RISE LIFTS

The patented V-REX provides the versatile, heavy-duty vertical lifting you need.



SCAN AND  
LEARN ABOUT  
V-REX LIFTS

### EXCLUSIVE PLATFORM DESIGN THE INDUSTRY'S STRONGEST AND WIDEST RUNWAYS AVAILABLE




#### TORQUE BOX DESIGN

- Creates a robust, rigid platform for the heaviest loads
- Handles alignment service with minimal deflection

#### FIXED PLATE TUBING

- Steel tubing maximizes stiffness
- Stronger than thin cross sections in competitor lifts



#### 32" WIDE RUNWAYS FOR GREATER DRIVE-ON AREA

- Easy drive on and off
- Non-slip platform surface
- Includes front wheel stops and automatic rear chocks

### SUPERIOR MECHANICAL LOCKS



#### PROVEN NEGATIVE RAKE STEEL LOCKING SYSTEM

- Wear resistant and monitored for increased reliability and safety
- Allows locks to engage in place easier than other systems

### LAYERED PAINT PROTECTION

Standard as washbay-ready, the ultra-strong zinc and marine grade epoxy paints provide dual layers of protection for any shop environment.

### OPEN SIDE VEHICLE ACCESS IN A SMALLER FOOTPRINT

Maximize work area with no crossbeams or columns found in other platform or 4-post lifts.



### ◀ CLEAR SPACE DESIGN ▶



### OPEN FRONT AND REAR

The ultimate working clearance through the entire middle of lift




## PATENTED V-REX LEG DESIGN

### MANAGE HEAVY LIFTING ON ROTATING HINGE LINKS

- State-of-the-art leg design rotates and pivots versus the sliding action of scissor-style lifts
- Increases efficiency and reduces wear
- Linkage transfers lower forces to the foundation optimizing strength
- 2" solid steel leg construction performs better than plate / tube combinations
- Heavy composite bearings ensure a longer life with limited scheduled maintenance
- Fewer anchors lowers installation costs



2" and 3" pins provide increased surface area to reduce loading on the pivoting members.



Communication cables are protected in an industrial energy chain.

2" high-strength steel links

## DIRECT MEASURING SYSTEM KEEPS PLATFORMS LEVEL

- Internal measuring technology is incorporated within the cylinder
- Monitors cylinder stroke keeping platforms level
- The sealed system is rated for submersion protecting it from outside elements
- Internal sensors prevent damage and expensive recalibration
- Each leg assembly hydraulic system "breathes" at control panel improving cycle life and eliminating downtime



## SIMPLE, EASY TO UNDERSTAND CONTROLS

### BUILT WITH ROBUST BUTTONS AND SWITCHES FOR LONG LIFE


- Microprocessor-controlled unit monitors
- Programmable with multiple height presets
- Mechanical and electrical synchronization systems are monitored at over 125 times per second

Available with optional pendant controls



## CHOOSE FROM INDUSTRY LEADING FEATURES

- **THREE HEAVY-DUTY LIFTING CAPACITIES:**  
44,000 LBS. / 64,000 LBS. / 80,000 LBS.
- **FIVE AVAILABLE RUNWAY LENGTHS**  
28' / 30' / 32' / 36' / 48'
- **THREE INSTALLATION CONFIGURATIONS:**  
SURFACE / RECESSED PIT / FLUSH MOUNT
- **ENVIRONMENTALLY FRIENDLY**  
BIO COMPATIBLE AND 99% RECYCLABLE
- **ALI THIRD-PARTY GOLD CERTIFIED**



### EXTENDED RUNWAY RAMPS

Longer ramps eliminate drive-in problems with vehicles lower to the floor. Optional drive-thru ramp kits available.

10' RAMPS COME STANDARD



# V80-32S



Shown: VRX80-32X / 80,000 lbs. capacity  
Equipped with optional rolling jacks / surface mounted

## OPTIONAL V-REX™ ACCESSORIES

**Air Hydraulic Rolling Bridge Jacks** allow the front, rear, or all wheels to be lifted off the runways for brake, tire, alignment and suspension work. Jacks are supported between runways.



**Available in 22,000, 32,000 and 36,000 lbs. capacities**

**RJ22BK** / 22,000 lbs. (9979 kg) Rolling jacks with lock  
**RJ22HBK** / High profile version - 7.4" drive-over clearance  
**RJ32BK** / 32,000 lbs. (14510 kg) Rolling jacks with lock  
**RJ32HBK** / High profile version - 7.4" drive-over clearance

**RJ36BK** / 36,000 lbs. (19051 kg) Rolling Jack with lock  
**RJ36HBK** / High profile version - 7.4" drive-over clearance  
**AB100004RD** / **Retractable Wheel Kit** for Rolling Jack

**Pendant Controls** allow for remote operation away from the lift console.

**V40010** / VRX Pendant Controls

**V40036 Pendant Cord Reel** / sold separately



**Wash Bay Kits** can be installed in wash bays for easy vehicle cleaning with a certified remote stainless steel control panel.

**CONTACT FACTORY FOR DETAILS.**

**V40011** / Stainless Steel remote panel for controlling washbay units

**V40006** / Built-in Internal Air Connection

### DRIVE-THRU RAMP KITS

**V40007** / 8 ft. (2.4m) / recommended for heavy trucks

**V40008** / 10 ft. (3m) / recommended for heavy trucks

**V40009** / 12 ft. (3.7m) / recommended for transit buses

### V40033WG 28' PIT COVERS

28' & 30' Runway Version, kit is for both runways

### V40035WG 36' PIT COVERS

36' Runway Version, kit is for both runways

### V40038WG 48' PIT COVERS

48' Runway Version, kit is for both runways

### MW-500 Tire Lift / 500 lbs. capacity

Air operated (100 psi) with no batteries. Includes pressure regulator.

### Audible alarm / included on all VRX models

- activated with Rotary Programming Tool

### V40034 Light Kit (pair)

Kits required: 28'-30'=3 kits; 32'-36'=4 kits; 48'=5 kits

### Tapeswitch (per ft. example: 48' outside only 134 x 48 = 6432)

Order by specifying Inside, Outside or Both. Factory installed.

### APAUXHT / Height Limiter included on all VRX models

- activated with Rotary Programming Tool

### V30100 / Laptop Programmer Cord

**AC100005** / Software programming tool

## ADD THE V40054 ALIGNMENT KIT AND DO MORE IN THE BAY!

**This optional alignment accessory kit is ready for use with the Rotary R5000 CTA PRO Commercial Truck Alignment System**

### V40054BK / Bolt-On Alignment Kit

Includes

- FA5212KIT / 15K Turnplates
- Four (4) Ramps
- Two (2) Spacers
- Hardware



## SPECIFICATIONS

Surface mounted and flush mounted models are available in each capacity and length.

V-REX MODELS <small>Standard Colors are Blue, Red and Black. Legs and Console are gray.</small>	V-REX 44 FOUR-LEG SCISSOR DESIGN	V-REX64 FOUR-LEG SCISSOR DESIGN	V-REX80 FOUR-LEG SCISSOR DESIGN
Lift Capacities*	44,000 lbs.	64,000 lbs.	80,000 lbs.
Available Runway Lengths	28' / 30' / 32' / 36'	28' / 30' / 32' / 36' / 48'	28' / 30' / 32' / 48'
Overall Lengths with Standard 10" Ramps	38' / 40' / 42' / 46' / 58'		
Maximum Rise Bottom of base to runway top	77 3/4"		
Collapsed Height	16 1/4"		
Rise Time	90 seconds		
Width of Runway	32"		
Minimum Adapter Height	4 7/8"	4 1/4"	4 1/4"
Overall Width	109"		
Distance Between Runways	45"		
Motor	20 hp		
Electrical Standard	3 hp, 208-230 / 460 / 575		
Number of Legs	4		
Minimum Floor Thickness	6"		

\*Please contact a factory representative for additional detailed information concerning lift capacities and available runway lengths.

**Government Sales: 800.445.5438 X5655**

**For additional information:**

[rotarylif.com/Government-Purchasing-Assistance/](http://rotarylif.com/Government-Purchasing-Assistance/)



Rotary is the world leader in service bay solutions offering a broad range of equipment and accessories to make any service bay safer and more productive.

For a complete guide to our product offering or to contact your local distributor, visit us at [www.rotarylif.com](http://www.rotarylif.com) today.

If you need assistance or have questions, we're here to help

800.445.5438 / Sales: [insidesales@vsgdover.com](mailto:insidesales@vsgdover.com) / Support: [technicalsupport@rotarylif.com](mailto:technicalsupport@rotarylif.com)



## ROTARY

2700 Lanier Drive  
Madison, IN 47250, U.S.A.

Lit# Rotary V REX Platform Brochure.2023.06

©2023 VEHICLE SERVICE GROUP®  
All Rights Reserved. Unless otherwise indicated, ROTARY, VEHICLE SERVICE GROUP®, DOVER and all other trademarks are property of Dover Corporation and its affiliates. Printed in U.S.A.

Manufactured using the following patents:  
Rotational Hinged Leg Links (U.S. Patent No. 9,796,569 B2)

Product specifications, part numbers, images and component descriptions are subject to change without notice or liability.